

Please check the examination details below before entering your candidate information

Candidate surname					Other names									
<b>Pearson Edexcel</b>					Centre Number					Candidate Number				
<b>Level 3 GCE</b>					<input type="text"/> <input type="text"/> <input type="text"/> <input type="text"/> <input type="text"/>					<input type="text"/> <input type="text"/> <input type="text"/> <input type="text"/> <input type="text"/>				
<b>Thursday 14 May 2020</b>														
Afternoon					Paper Reference <b>8FM0/21</b>									
<b>Further Mathematics</b>														
<b>Advanced Subsidiary</b>														
<b>Further Mathematics options</b>														
<b>21: Further Pure Mathematics 1</b>														
<b>(Part of options A, B, C and D)</b>														
<b>You must have:</b>										Total Marks				
Mathematical Formulae and Statistical Tables (Green), calculator														

**Candidates may use any calculator allowed by Pearson regulations. Calculators must not have the facility for symbolic algebra manipulation, differentiation and integration, or have retrievable mathematical formulae stored in them.**

### Instructions

- Use **black** ink or ball-point pen.
- If pencil is used for diagrams/sketches/graphs it must be dark (HB or B).
- **Fill in the boxes** at the top of this page with your name, centre number and candidate number.
- Answer **all** questions and ensure that your answers to parts of questions are clearly labelled.
- Answer the questions in the spaces provided  
– *there may be more space than you need.*
- You should show sufficient working to make your methods clear. Answers without working may not gain full credit.
- Inexact answers should be given to three significant figures unless otherwise stated.

### Information

- A booklet 'Mathematical Formulae and Statistical Tables' is provided.
- The total mark for this part of the examination is 40. There are 5 questions.
- The marks for **each** question are shown in brackets  
– *use this as a guide as to how much time to spend on each question.*

### Advice

- Read each question carefully before you start to answer it.
- Try to answer every question.
- Check your answers if you have time at the end.

Turn over ►

P62686A

©2020 Pearson Education Ltd.

1/1/1/1/1/1



  
Pearson

1. The variables  $x$  and  $y$  satisfy the differential equation

$$\frac{d^2y}{dx^2} = 2y^2 - x - 1$$

where  $\frac{dy}{dx} = 3$  and  $y = 0$  at  $x = 0$

Use the approximations

$$\left(\frac{d^2y}{dx^2}\right)_n \approx \frac{(y_{n+1} - 2y_n + y_{n-1}))}{h^2} \quad \text{and} \quad \left(\frac{dy}{dx}\right)_n \approx \frac{(y_{n+1} - y_{n-1}))}{2h}$$

with  $h = 0.1$  to find an estimate for the value of  $y$  at  $x = 0.2$

(7)

$$\frac{d^2y}{dx^2} = 2y^2 - x - 1 \Rightarrow \text{@ } (0,0), \frac{d^2y}{dx^2} = 0 - 0 - 1 = -1 \quad \text{find } y' \text{ \& } y'' \text{ @ } n=0$$

$$\text{given } \left.\frac{dy}{dx}\right|_{(0,0)} = 3$$

$$\text{using approximations given: } \left(\frac{dy}{dx}\right)_0 = \frac{y_1 - y_{-1}}{0.2} \approx 3 \quad \text{'reverse' approx to find } y \text{ @ next step}$$

$$\left(\frac{d^2y}{dx^2}\right)_0 \approx \frac{(y_1 - 2y_0 + y_{-1}))}{h^2} \approx -1 \Rightarrow \frac{y_1 - 2(0) + y_{-1}}{(0.1)^2} \approx -1$$

$$\text{so } y_1 - y_{-1} \approx 0.6$$

$$y_1 + y_{-1} \approx -0.01$$

$$2y_1 \approx 0.6 - 0.01$$

$$y_1 \approx \frac{0.59}{2} = 0.295 \quad \text{@ } x=0.1$$

Solve simultaneous equations for  $y_1$



find  $y'$  &  $y''$  @  $n=1$ 

Question 1 continued

$$\frac{d^2y}{dx^2} = 2y^2 - x - 1 \rightarrow \left. \frac{d^2y}{dx^2} \right|_{x=0.1} = 2(0.295)^2 - 0.1 - 1 = -0.92595$$

plug back in approx  
to find  $y_2$ 

$$\left( \frac{d^2y}{dx^2} \right)_1 \approx \frac{(y_2 - 2y_1 + y_0)}{h^2} \Rightarrow \frac{y_2 - 2(0.295) + 0}{0.01} \approx -0.92595$$

$$\therefore y_2 \approx -0.0092595 + 2(0.295) = 0.5807\dots$$

$$= \underline{0.581} \quad (3sf)$$









2. Use algebra to determine the values of  $x$  for which

$$\frac{x+1}{2x^2+5x-3} > \frac{x}{4x^2-1}$$

(5)

first, we factorise the denominators so we can identify common factors & subtract the fractions

$$\frac{x+1}{(2x-1)(x+3)} > \frac{x}{(2x+1)(2x-1)}$$

$$\frac{(x+1)(2x+1) - x(x+3)}{(2x+1)(2x-1)(x+3)} > 0$$

$$\frac{2x^2+3x+1 - (x^2+3x)}{(2x+1)(2x-1)(x+3)} > 0$$

$$\frac{x^2+1}{(2x+1)(2x-1)(x+3)} > 0$$

for  $x \in \mathbb{R}$ ,  $x^2+1$  is always  $> 0 \Rightarrow$  we need denominator to be  $> 0$  for inequality to hold

$$(2x+1)(2x-1)(x+3) > 0$$

$$\hookrightarrow \text{roots: } \pm \frac{1}{2}, -3$$

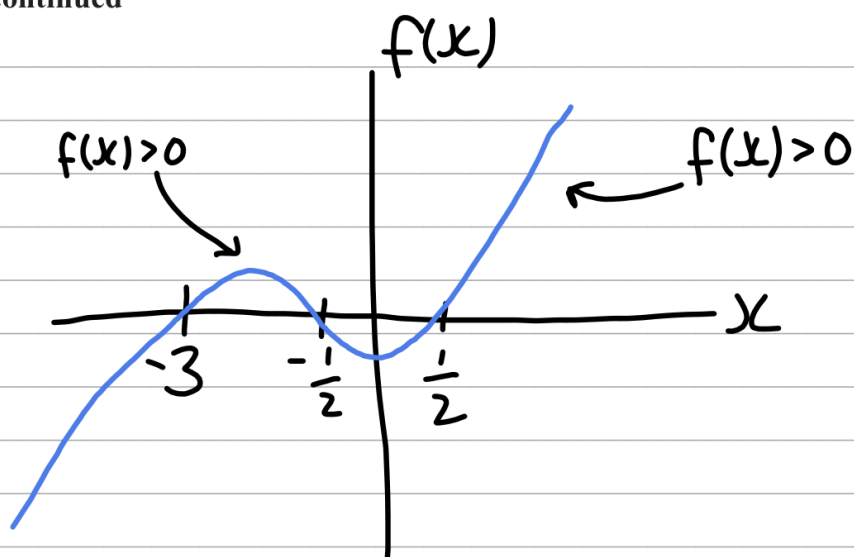
sketch polynomial:

when  $x \rightarrow -\infty$ , poly. is 3 -ve terms multiplied  $\Rightarrow f(x) \rightarrow -\infty$

when  $x \rightarrow +\infty$ , poly. is 3 +ve terms multiplied  $\Rightarrow f(x) \rightarrow +\infty$



## Question 2 continued



solution:  $\{x \in \mathbb{R} : -3 < x < -\frac{1}{2}\} \cup \{x \in \mathbb{R} : x > \frac{1}{2}\}$

(Total for Question 2 is 5 marks)



3. (i) Use the substitution  $t = \tan\left(\frac{x}{2}\right)$  to prove that

$$\cot x + \tan\left(\frac{x}{2}\right) = \operatorname{cosec} x \quad x \neq n\pi, n \in \mathbb{Z} \quad (2)$$

(ii)

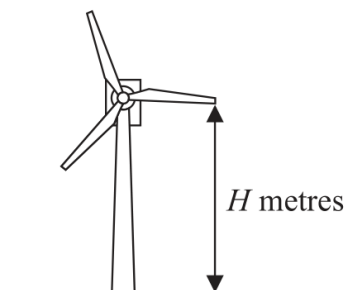


Figure 1

An engineer models the vertical height above the ground of the tip of one blade of a wind turbine, shown in Figure 1. The ground is assumed to be horizontal.

The vertical height of the tip of the blade above the ground,  $H$  metres, at time  $x$  seconds after the wind turbine has reached its constant operating speed, is modelled by the equation

$$H = 90 - 30\cos(120x)^\circ - 40\sin(120x)^\circ \quad (I)$$

- (a) Show that  $H = 60$  when  $x = 0$  (1)

Using the substitution  $t = \tan(60x)^\circ$

- (b) show that equation (I) can be rewritten as

$$H = \frac{120t^2 - 80t + 60}{1 + t^2} \quad (3)$$

- (c) Hence find, according to the model, the value of  $x$  when the tip of the blade is 100 m above the ground for the first time after the wind turbine has reached its constant operating speed. (5)

i.  $t = \tan\left(\frac{x}{2}\right)$

$$\cot x = \frac{1}{\tan x}$$

$$\tan x = \frac{2\tan\left(\frac{x}{2}\right)}{1 - \tan^2\left(\frac{x}{2}\right)} \Rightarrow \cot x = \frac{1 - t^2}{2t}$$



Question 3 continued

$$\begin{aligned}
 \text{SO LHS} &= \frac{1-t^2}{2t} + t \leftarrow \left( \frac{1-t^2}{2t} + \frac{2t^2}{2t} \right) \\
 &= \frac{1+t^2}{2t} \\
 &= \frac{1}{\sin x} \quad \leftarrow \text{standard result} \\
 &= \text{cosec } x
 \end{aligned}$$

$$\begin{aligned}
 \text{ii. a) } x=0 &\Rightarrow H = 90 - 30 \cos(0) - 40 \sin(0) \\
 &= 90 - 30 \\
 &= 60
 \end{aligned}$$

$$\text{b) if } t = \tan\left(\frac{\theta}{2}\right), \text{ then } \cos\theta = \frac{1-t^2}{1+t^2} \text{ \& } \sin\theta = \frac{2t}{1+t^2}$$

$$\begin{aligned}
 \theta = 120x &\Rightarrow H = 90 - 30 \left( \frac{1-t^2}{1+t^2} \right) - 40 \left( \frac{2t}{1+t^2} \right) \\
 &= \frac{90(1+t^2) - 30 + 30t^2 - 80t}{(1+t^2)} \\
 &= \frac{120t^2 - 80t + 60}{(1+t^2)}
 \end{aligned}$$

$$\text{c) } H = 100 = \frac{120t^2 - 80t + 60}{1+t^2}$$

$$\Rightarrow 120t^2 - 80t + 60 = 100 + 100t^2$$

$$\begin{aligned}
 20t^2 - 80t - 40 = 0 &\Rightarrow 2t^2 - 8t - 4 = 0 \Rightarrow t^2 - 4t - 2 = 0 \\
 &\quad \uparrow \quad \quad \quad \uparrow \\
 &\quad \text{(dividing both} \quad \quad \quad \text{(dividing both} \\
 &\quad \text{sides by 10)} \quad \quad \quad \text{sides by 2)}
 \end{aligned}$$



Question 3 continued

$$t = \frac{4 \pm \sqrt{4^2 + 4(2)}}{2(1)} = 2 \pm \sqrt{6}$$

$$\text{so } 60x = \tan^{-1}(2 + \sqrt{6}) \text{ or } 60x = \tan^{-1}(2 - \sqrt{6})$$

$x$  is positive (time)  $\Rightarrow$  need positive root

$$\tan^{-1}(2 + \sqrt{6}) = 77.334 \text{ (remember to use degrees)}$$

$$\therefore x = \frac{77.334}{60} = 1.29 \text{ (3 s.f.)}$$

DO NOT WRITE IN THIS AREA

DO NOT WRITE IN THIS AREA

DO NOT WRITE IN THIS AREA







4.

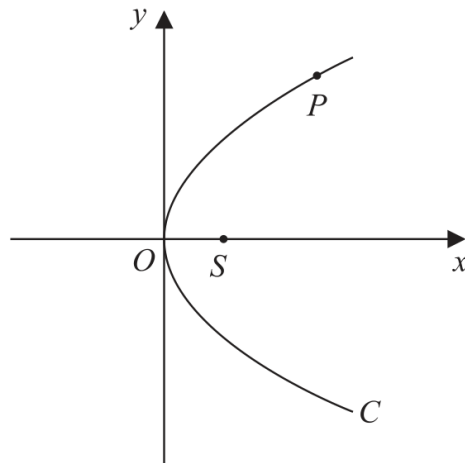


Figure 2

Figure 2 shows a sketch of the parabola  $C$  with equation  $y^2 = 4ax$ , where  $a$  is a positive constant. The point  $S$  is the focus of  $C$  and the point  $P(ap^2, 2ap)$  lies on  $C$  where  $p > 0$

(a) Write down the coordinates of  $S$ . (1)

(b) Write down the length of  $SP$  in terms of  $a$  and  $p$ . (1)

The point  $Q(aq^2, 2aq)$ , where  $p \neq q$ , also lies on  $C$ .  
The point  $M$  is the midpoint of  $PQ$ .

Given that  $pq = -1$

(c) prove that, as  $P$  varies, the locus of  $M$  has equation

$$y^2 = 2a(x - a)$$

a)  $(a, 0)$  for a curve of form  $y^2 = 4ax$ , its focus is @  $x=a$  <sup>(5)</sup>

b) focus-directrix relation:  $SP = PX$ , where  $X(-a, \text{ycoord of } P)$

$$P \text{ has } x\text{-coord } ap^2 \rightarrow PX = pa^2 + a$$

$$\therefore SP = ap^2 + a$$

c)  $M$  is the midpoint of  $PQ$  so it has coordinates

$$\left( \frac{ap^2 + aq^2}{2}, \frac{2ap + 2aq}{2} \right)$$



Question 4 continued

$$\text{so } y_M = a(p+q) \Rightarrow y_M^2 = a^2(p^2 + 2pq + q^2)$$

$$\text{we are told } pq = -1 \Rightarrow y^2 = a^2(p^2 - 2 + q^2)$$

sub our  $x$ -value for  $M$  into the equation given:

$$2a(x-a) = 2a\left(\frac{1}{2}ap^2 + \frac{1}{2}aq^2 - a\right) = a^2(p^2 + q^2 - 2)$$

$$\therefore y^2 = 2a(x-a) \text{ describes } M$$

equal







5.

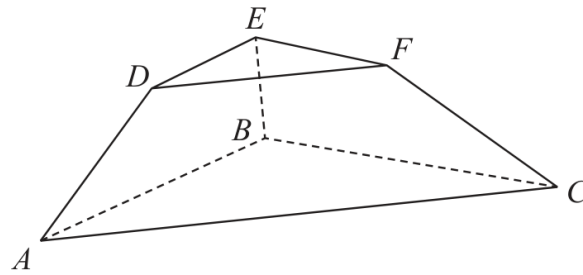


Figure 3

Figure 3 shows a solid display stand with parallel triangular faces  $ABC$  and  $DEF$ . Triangle  $DEF$  is similar to triangle  $ABC$ .

With respect to a fixed origin  $O$ , the points  $A$ ,  $B$  and  $C$  have coordinates  $(3, -3, 1)$ ,  $(-5, 3, 3)$  and  $(1, 7, 5)$  respectively and the points  $D$ ,  $E$  and  $F$  have coordinates  $(2, -1, 8)$ ,  $(-2, 2, 9)$  and  $(1, 4, 10)$  respectively. The units are in centimetres.

(a) Show that the area of the triangular face  $DEF$  is  $\frac{1}{2}\sqrt{339}$  cm<sup>2</sup> (3)

(b) Find, in cm<sup>3</sup>, the exact volume of the display stand. (7)

a) area =  $\frac{1}{2} |\underline{b} \times \underline{c}| \Rightarrow$  we need  $\underline{DE}$  &  $\underline{DF}$

$$\underline{DE} = \begin{pmatrix} -2 \\ 2 \\ 9 \end{pmatrix} - \begin{pmatrix} 2 \\ -1 \\ 8 \end{pmatrix} = \begin{pmatrix} -4 \\ 3 \\ 1 \end{pmatrix}$$

$$\underline{DF} = \begin{pmatrix} 1 \\ 4 \\ 10 \end{pmatrix} - \begin{pmatrix} 2 \\ -1 \\ 8 \end{pmatrix} = \begin{pmatrix} -1 \\ 5 \\ 2 \end{pmatrix}$$

$$\text{area} = \frac{1}{2} |\underline{DE} \times \underline{DF}| = \left| \begin{array}{ccc} \underline{i} & \underline{j} & \underline{k} \\ -4 & 3 & 1 \\ -1 & 5 & 2 \end{array} \right| \times \frac{1}{2} = \frac{1}{2} \left[ \begin{array}{l} \underline{i}(3 \times 2 - 1 \times 5) \\ -\underline{j}(-4 \times 2 - 1 \times 1) + \\ \underline{k}(-4 \times 5 - 3 \times 1) \end{array} \right]$$

using the 'cross product'

$$= \frac{1}{2} \left| \begin{pmatrix} 1 \\ 7 \\ -17 \end{pmatrix} \right|$$



## Question 5 continued

$$= \frac{1}{2} \sqrt{1^2 + 7^2 + 17^2}$$

$$= \frac{1}{2} \sqrt{339} \text{ (cm}^2\text{)}$$

b) extend top of volume to give a tetrahedron

use similar triangles:

$$DF = \sqrt{1^2 + 5^2 + 2^2}$$

$$= \sqrt{30}$$

$$\vec{AC} = \begin{pmatrix} 1 \\ 7 \\ 5 \end{pmatrix} - \begin{pmatrix} 3 \\ -3 \\ 1 \end{pmatrix} = \begin{pmatrix} -2 \\ 10 \\ 4 \end{pmatrix}$$

$$\Rightarrow AC = \sqrt{2^2 + 10^2 + 4^2}$$

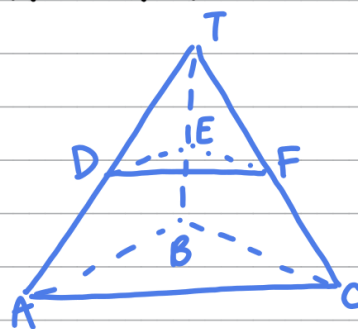
$$= \sqrt{120}$$

$\frac{AC}{DF} = 2 = \text{scale factor between triangles TDF \& TAC}$

so  $AT = 2AD$

$$\vec{AD} = \begin{pmatrix} 2 \\ -1 \\ 8 \end{pmatrix} - \begin{pmatrix} 3 \\ -3 \\ 1 \end{pmatrix} = \begin{pmatrix} -1 \\ 2 \\ 7 \end{pmatrix}$$

$$D + \vec{AD} = \begin{pmatrix} 1 \\ 1 \\ 15 \end{pmatrix} \Rightarrow T(1, 1, 15)$$



Question 5 continued

$$\vec{AT} = \begin{pmatrix} 1 \\ 1 \\ 15 \end{pmatrix} - \begin{pmatrix} 3 \\ -3 \\ 1 \end{pmatrix} = \begin{pmatrix} -2 \\ 4 \\ 14 \end{pmatrix} \quad \vec{BT} = \begin{pmatrix} 1 \\ 1 \\ 15 \end{pmatrix} - \begin{pmatrix} -5 \\ 3 \\ 3 \end{pmatrix} = \begin{pmatrix} 6 \\ -2 \\ 12 \end{pmatrix}$$

$$\vec{CT} = \begin{pmatrix} 1 \\ 1 \\ 15 \end{pmatrix} - \begin{pmatrix} 1 \\ 7 \\ 5 \end{pmatrix} = \begin{pmatrix} 0 \\ -6 \\ 10 \end{pmatrix}$$

$$V = \frac{1}{6} |a \cdot (b \times c)|$$

$$\vec{AT} \times \vec{BT} \cdot \vec{CT} = \begin{vmatrix} -2 & 4 & 14 \\ 6 & -2 & 12 \\ 0 & -6 & 10 \end{vmatrix} = \begin{vmatrix} -2(-2 \times 10 - 12 \times -6) \\ -4(6 \times 10 - 0 \times 12) \\ +14(6 \times -6 - 0 \times -2) \end{vmatrix}$$

$$V \text{ of tetrahedron} = \frac{1}{6} |-2(52) - 4(60) + 14(-36)|$$

$$= \frac{424}{3}$$

linear scale factor is 2  $\Rightarrow$  volume s.f. is 8

TEDF volume is  $\frac{1}{8}$  volume of whole tetrahedron

$$\therefore \text{Volume of stand} = \frac{7}{8} \times \frac{424}{3} = \frac{371}{3} \text{ cm}^3$$

DO NOT WRITE IN THIS AREA

DO NOT WRITE IN THIS AREA

DO NOT WRITE IN THIS AREA







